



KEDIA ADVISORY

DAILY COTTON REPORT

10 Feb 2025

- **COTTON**
- **COCUDAKL**
- **KAPAS**
- **COTWASOIL**

Kedia Stock & Commodities Research Pvt. Ltd.

Research Advisory | White Labelling | Digital Marketing



Cotton Complex

Commodity	Expiry	Open	High	Low	Close	% Change
COTTONCANDY	31-Mar-25	53700.00	53850.00	53700.00	53740.00	0.07
COCUDA KL	20-Feb-25	2,676.00	2,690.00	2,669.00	2,683.00	0.19
COCUDA KL	20-Mar-25	2,705.00	2,720.00	2,698.00	2,714.00	0.30
KAPAS	30-Apr-25	1,467.00	1,477.00	1,466.00	1,475.00	0.48
COTWASOIL	20-Feb-25	0.00	0.00	0.00	1,235.60	0.05

International Rates

Commodity	Price	Open	High	Low	% Chg
US COTTON	65.63	66.03	66.60	65.56	-0.61
ZCE COTTON	13565.00	13435.00	13600.00	13435.00	0.00
ZCE COTTON YARN	18325.00	18325.00	18325.00	18325.00	0.00

Cottoncandy inched up by 0.07% to ₹53,740, supported by a reduction in Brazil's cotton production forecast to 3.79 million tonnes due to lower planted acreage in Mato Grosso. However, higher global cotton production, as per the WASDE report, added to the downward pressure on prices. The Cotton Association of India (CAI) revised India's 2024-25 cotton crop estimate upwards by 2 lakh bales, bringing the total output to 304.25 lakh bales of 170 kg each. Despite this, North Indian states witnessed a sharp 43% drop in kapas arrivals till November 30, leading to concerns across the supply chain, with farmers holding stocks for better prices while ginners and spinners face raw material shortages. Telangana's production is now projected at 42 lakh bales, an increase of 6 lakh bales, while North India's output is expected to decline by 3.5 lakh bales. Total supplies till December-end were estimated at 176.04 lakh bales, including 133.85 lakh bales of pressing figures, 12 lakh bales of imports, and 30.19 lakh bales of opening stock. Meanwhile, consumption has been revised upward by 2 lakh bales to 315 lakh bales, driven by stronger demand from the textile industry. Technically, the market is under short covering, with open interest remaining unchanged at 260 contracts. Support is at ₹53,670, with a break below potentially testing ₹53,610. Resistance is at ₹53,820, and a move above this level could push prices toward ₹53,910.

Spot Rates

Commodity	Location	Price	% Chg
29 mm Cotton	राजकोट	25,235.90	-0.23
29 mm Cotton	कादी	25,265.75	-0.05

Open Interest Snapshot

Commodity	Expiry	% Change	% Oi Change	Oi Status
COTTONCANDY	31-Mar-25	0.07	0.00	Short Covering

Technical Chart



BUY COTTONCANDY MAR @ 53600 SL 53300 TGT 53900-54200. MCX

Trading Levels

Commodity	Expiry	Close	R2	R1	PP	S1	S2
COTTONCANDY	31-Mar-25	53740.00	53910.00	53820.00	53760.00	53670.00	53610.00

Spot Rates

Commodity	Location	Price	% Chg
Cotton Seed Oilcake	आकोला	2,729.85	0.07
Cotton Seed Oilcake	कादी	2,696.75	-0.13

Open Interest Snapshot

Commodity	Expiry	% Change	% Oi Change	Oi Status
COCUDAKL	20-Feb-25	0.19	-9.06	Short Covering
COCUDAKL	20-Mar-25	0.30	12.29	Fresh Buying

Technical Chart



BUY COCUDAKL FEB @ 2660 SL 2620 TGT 2700-2730. NCDEX

Trading Levels

Commodity	Expiry	Close	R2	R1	PP	S1	S2
COCUDAKL	20-Feb-25	2,683.00	2702.00	2681.00	2681.00	2672.00	2660.00
COCUDAKL	20-Mar-25	2,714.00	2733.00	2711.00	2711.00	2702.00	2689.00

Spot Rates

Commodity	Location	Price	% Chg
Kapas	राजकोट	1,395.85	-0.33
Kapas	कादी	1,403.90	-0.23

Open Interest Snapshot

Commodity	Expiry	% Change	% Oi Change	Oi Status
KAPAS	30-Apr-25	0.48	-1.54	Short Covering

Technical Chart



BUY KAPAS APR @ 1470 SL 1460 TGT 1480-1490. NCDEX

Trading Levels

Commodity	Expiry	Close	R2	R1	PP	S1	S2
KAPAS	30-Apr-25	1,475.00	1,484.00	1,480.00	1,473.00	1,469.00	1,462.00

Spot Rates

Commodity	Location	Price	% Chg
Cotton Wash Oil - Kadi	कादी	1,232.40	0.11

Open Interest Snapshot

Commodity	Expiry	% Change	% Oi Change	Oi Status
COTWASOIL	20-Feb-25	0.05	0.00	Short Covering

Technical Chart

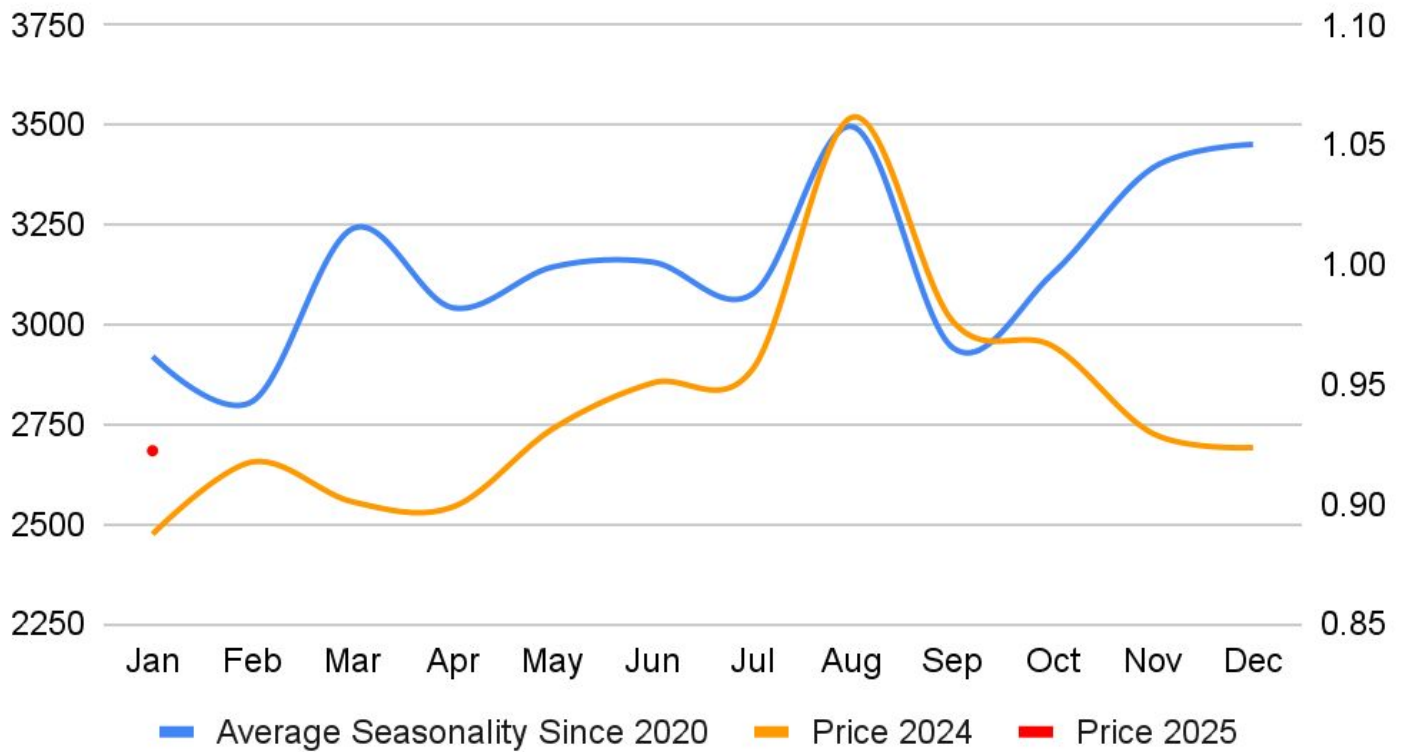


SELL COTWASOIL FEB @ 1240 SL 1250 TGT 1230-1220. NCDEX

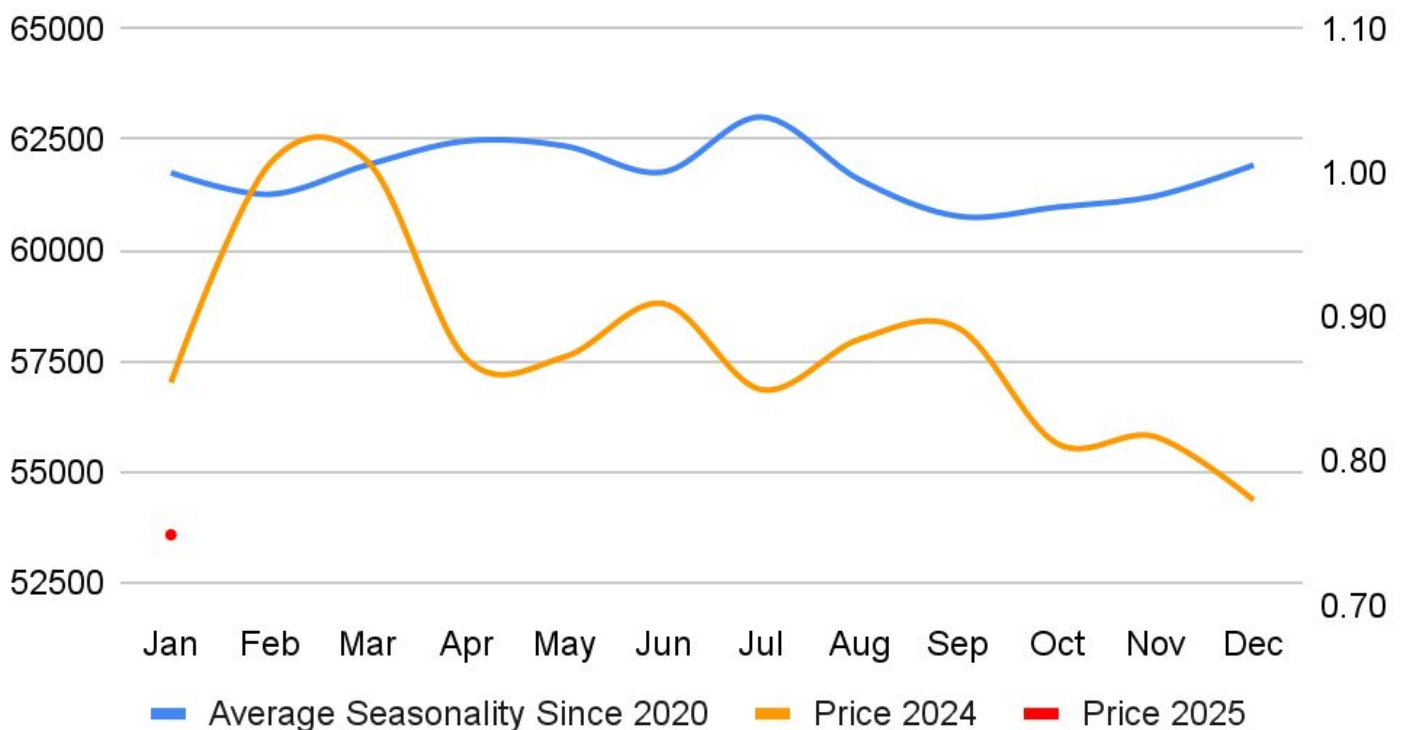
Trading Levels


Commodity	Expiry	Close	R2	R1	PP	S1	S2
COTWASOIL	20-Feb-25	1,235.60	410.00	820.00	410.00	820.00	410.00

NCDEX Cocudaki Seasonality



MCX Cottoncandy Seasonality





DISCLAIMER

KEDIA ADVISORY

This Report is prepared and distributed by Kedia Stocks & Commodities Research Pvt Ltd. Our SEBI REGISTRATION NUMBER - INH000006156. for information purposes only. The recommendations, if any, made herein are expressions of views and/or opinions and should not be deemed or construed to be neither advice for the purpose of purchase or sale through KSCRPL nor any solicitation or offering of any investment /trading opportunity. These information/opinions/ views are not meant to serve as a professional investment guide for the readers. No action is solicited based upon the information provided herein. Recipients of this Report should rely on information/data arising out of their own investigations. Readers are advised to seek independent professional advice and arrive at an informed trading/investment decision before executing any trades or making any investments. This Report has been prepared on the basis of publicly available information, internally developed data and other sources believed by KSCRPL to be reliable. KSCRPL or its directors, employees, affiliates or representatives do not assume any responsibility for or warrant the accuracy, completeness, adequacy and reliability of such information/opinions/ views. While due care has been taken to ensure that the disclosures and opinions given are fair and reasonable, none of the directors, employees, affiliates or representatives of KSCRPL shall be liable for any direct, indirect, special, incidental, consequential, punitive or exemplary damages, including lost profits arising in any way whatsoever from the information/opinions/views contained in this Report. The possession, circulation and/or distribution of this Report may be restricted or regulated in certain jurisdictions by appropriate laws. No action has been or will be taken by KSCRPL in any jurisdiction (other than India), where any action for such purpose (s) is required. Accordingly, this Report shall not be possessed, circulated and/ or distributed in any such country or jurisdiction unless such action is in compliance with all applicable laws and regulations of such country or jurisdiction. KSCRPL requires such a recipient to inform himself about and to observe any restrictions at his own expense, without any liability to KSCRPL. Any dispute arising out of this Report shall be subject to the exclusive jurisdiction of the Courts in India.

KEDIA ADVISORY

KEDIA STOCKS & COMMODITIES RESEARCH PVT LTD

Mumbai, India

SEBI REGISTRATION NUMBER - INH000006156

For more details, please contact: +91 93234 06035 / 96195 51022

Email: info@kediaadvisory.com

Regd.Off.: 1, 2, 3 & 4, 1st Floor, Tulip Bldg, Flower Valley Complex, Khadakpada Circle,
Kalyan-(W), Mumbai-421301